



# Basic Indicators : FY 2025-26

S. N.	Indicator	Number	Remarks
1	Total No. of Schools	26,147	
2	Total Enrolment	14,49,608	
3	PAB Approval	12,46,598	

# Basic Indicators : FY 2025-26

S. N.	Indicator	Number	Remarks
4	Average coverage of students	10,46,485 <b>(72%)</b>	<ul style="list-style-type: none"><li>• Heavy rains in certain districts affected school working days, student attendance, and meal consumption.</li><li>• In urban areas, many students are bringing lunch boxes from home.</li><li>• In Hyderabad district itself, the average meals taken percentage is 50%–52%.</li><li>• Local festivals in various regions also had an impact on student attendance on certain days.</li></ul>
5	Cook-cum-Helper engaged	54,201 <b>(100%)</b>	

# Basic Indicators : FY 2025-26

S. N.	Indicator	Number	Remarks
6	Cook-cum-Helper trained	49,232 <b>(91%)</b>	In some of the schools the SHGs are changing Cook cum Helpers frequently. The untrained CCHs are recently replaced ones. 100% trainings would be completed by July 2026.
7	School Nutrition Gardens	15,694 <b>(60%)</b>	There is a great increase in School Kitchen Gardens of more than 30% during the year 2025-26. School Kitchen Gardens have been saturated in all the High Schools In many primary schools there is no space to set up School Kitchen Gardens
8	Health checkup	14,23,766 <b>(98%)</b>	
9	Students received IFA	14,23,766 <b>(98%)</b>	
10	Students received Deworming	14,23,766 <b>(98%)</b>	
11	Schools having LPG	10684 <b>(41%)</b>	Last year, LPG usage was only 0.7%, which has now increased to 41% in the current academic year. Instructions have been issued to District Collectors to mobilize community resources for procuring LPG connections

# Basic Indicators : FY 2025-26

S. N.	Indicator	Number	Remarks
12	Status of onboarding on SNA-SPARSH	No	After exhausting available balances in SNA Account we will onboard to SNA-SPARSH by this month end
13	Aadhaar authentication of students	1412910 <b>(98%)</b>	
14	Avg. schools reporting on AMS	23457 <b>(90%)</b>	
15	Kitchen-cum-stores constructed	17761 <b>(58%)</b>	
16	Kitchen Devices procured	50406 <b>(100%)</b>	
17	No. of meals tested	859 (all meeting norms)	
18	Tithi Bhojan (No. of students)	354238 <b>(24%)</b>	

# Enrolment & Coverage of students

Enrolment				Avg. coverage of students				Remarks
2024-25	2025-26	Change	% change	2024-25	2025-26	Change	% change	
15,75,209	14,49,608	-1,25,601	<b>-8%</b>	11,76,598	10,46,485	-1,30,113	<b>-11%</b>	<ul style="list-style-type: none"> <li>Over 1,000 Residential schools are functioning in the State and many parents are preferring to join their children in such Schools. The decrease in enrollment in classes upto 5<sup>th</sup> is the movement of students to Residential schools after completing 4<sup>th</sup> Class.</li> <li>This academic year the Government has decided to provide Breakfast to all the students from PP – XII which surely will contribute to enhancement of enrollment in the Schools</li> </ul>

# Enrolment & Coverage of students

Levels	Enrolment				Avg. coverage of students				Remarks
	2024-25	2025-26	Change	% change	2024-25	2025-26	Change	% change	
<b>Bal vatika</b>	0	0	0	0	0	0	0	0	<ul style="list-style-type: none"> <li>During this academic year, Pre Primary classes are introduced in 1326 Primary Schools. MDM is already being provided to them under the Primary Schools category and next year they will be shown under Bal Vatika.</li> <li>This Academic year proposal for starting Pre-Primary classes in 2600 Primary schools is under active consideration with the Government.</li> <li>With this the enrollment in the Schools is expected to increase substantially.</li> </ul>
<b>Primary</b>	9,77,864	9,25,484	-52,380	<b>-5%</b>	7,48,724	6,86,536	-62,188	<b>-8%</b>	
<b>Upper Primary</b>	5,97,345	5,24,124	-73,221	<b>-12%</b>	4,27,874	3,59,949	-67,925	<b>-16%</b>	
<b>Total</b>	15,75,209	14,49,608	-1,25,601	<b>-8%</b>	11,76,598	10,46,485	-1,30,113	<b>-11%</b>	

# Issues

SI No	Issues	Remarks
1	State yet to onboard on SNA-SPARSH	After exhausting available balances in SNA Account we will onboarding to SNA-SPARSH by this month end
2	State could not submit proposal for release of 4 <sup>th</sup> instalment of central assistance.	The budget released by GoI in three quarters was sufficient to meet all the payments upto 31 <sup>st</sup> March 2026.  All PM Poshan payments are cleared upto date on 31.03.2026.
3	Less utilisation of material cost <b>(73%)</b> .	The GoI calculated the utilization percentage against the total approved PAB amount, therefore utilization percentage appears lower, where as, the entire funds released were utilized up to March 2026 and thus the utilization is more than as depicted.
4	Less payment of honorarium to cook-cum-helpers. <b>(75%)</b>	
5	Less utilisation of transportation assistance <b>(51%)</b> .	
6	LPG is used as fuel in 41% schools.	Last year, LPG usage was only 0.7%, which is now increased to 41% in the current academic year. Instructions have been issued to the District Collectors to mobilize Community Resources for procuring LPG connections.

# Telangana : Proposals and Recommendations

S. N	Component	PAB Approval 2025-26	Performance 2025-26	State's Proposal for 2026-27	Recommendations 2026-27
1	Students (Bal Vatika)	0	0	0	0
2	Students (Pry)	7,88,724	6,86,536 (87%)	9,25,484	6,91,921
3	Students (U Pry)	4,57,874	3,59,949 (79%)	5,24,124	3,63,835
	<b>Total Students</b>	<b>12,46,598</b>	<b>10,46,485 (84%)</b>	<b>14,49,608</b>	<b><u>10,55,756</u></b>
4	Working Days	228	227	230	230
5	Cook-cum-Helpers	54,201	54,201	54,201	54,201
6	Kitchen cum Stores (Repair)	8108	No proposal submitted by State	8108	Proposal submitted for 8108 Kitchen cum Stores for 2026-27
<b>Central Assistance</b>		<b>Rs 192 cr</b>	<b>Rs 132 cr</b>	<b>Rs 214 cr</b>	<b>Rs 164 cr</b>
<b>Foodgrains (rice)</b>		<b>33642 MT</b>	<b>27841 MT</b>	<b>39368 MT</b>	<b>28466 MT</b>

## Component wise allocations based on recommendations (Rs in crore)

S. N	Particulars	Recommended Central Assistance for FY 2026-27	Minimum mandatory State Share	Total
1	Material cost	115.82	77.19	193.01
2	Honorarium to cook-cum-helpers	32.52	21.68	54.20
3	Cost of foodgrains	8.54	0	8.54
4	Transportation assistance	3.17	0	3.17
5	MME	4.32	0	4.32
6	Construction of Kitchen-cum-Store	0	0	0
7	Repair of kitchen-cum-stores	0	0	0
8	Procurement of Kitchen Devices (new)	0	0	0
9	Procurement of Kitchen Devices (Replacement)	0	0	0
<b>Total</b>		<b>164.37*</b>	<b>98.87</b>	<b>263.23</b>
<b><u>Admissible flexi component</u></b>		7.90	5.26	13.16

*\* This will also include tentative USB as on 31.3.2026 as reported by State : Rs 2.92 crore  
The final USB will be shared by the State via GFR 12-C format.*

Thank  
You.



# Innovation-Flexible funds for new interventions

**State Proposal : Rs 49.14 crore**

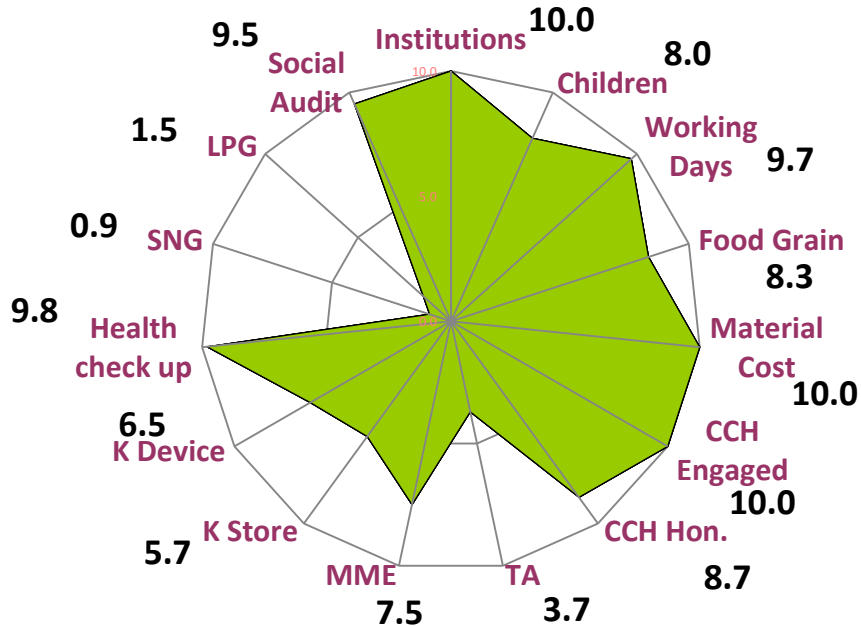
**Max. funds admissible under Flexi funds - Rs. 13.16 crore**

Component	No. of schools	Students	Days
Millet soup (Ragi Malt)	26147	1449608	113

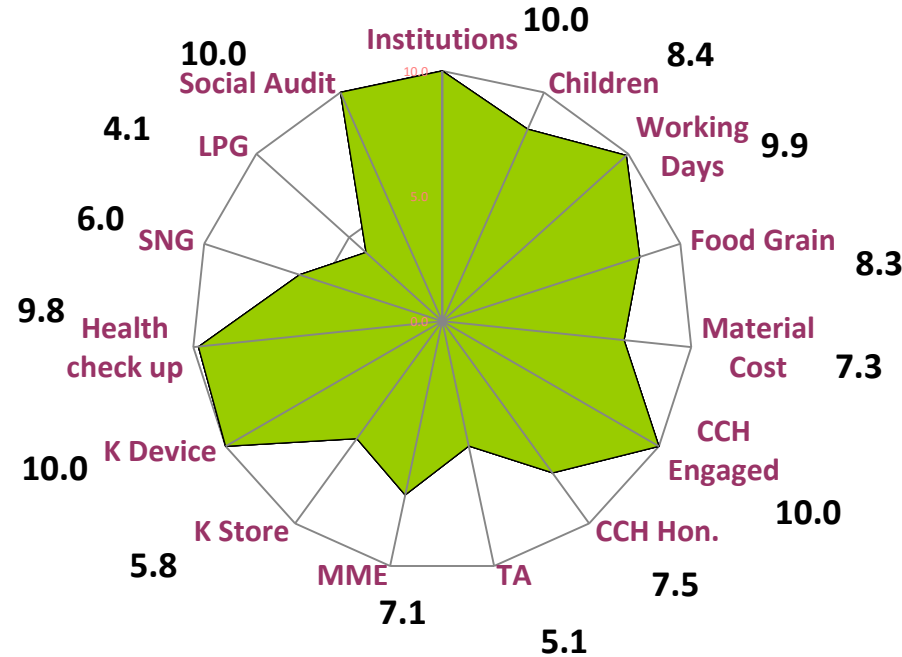
**State may utilise the flexi funds from the funds available with the State from the recurring grants( Central Assistance + State Share).**

# Telangana : Year wise Performance Score Card

## 2024-25



## 2025-26

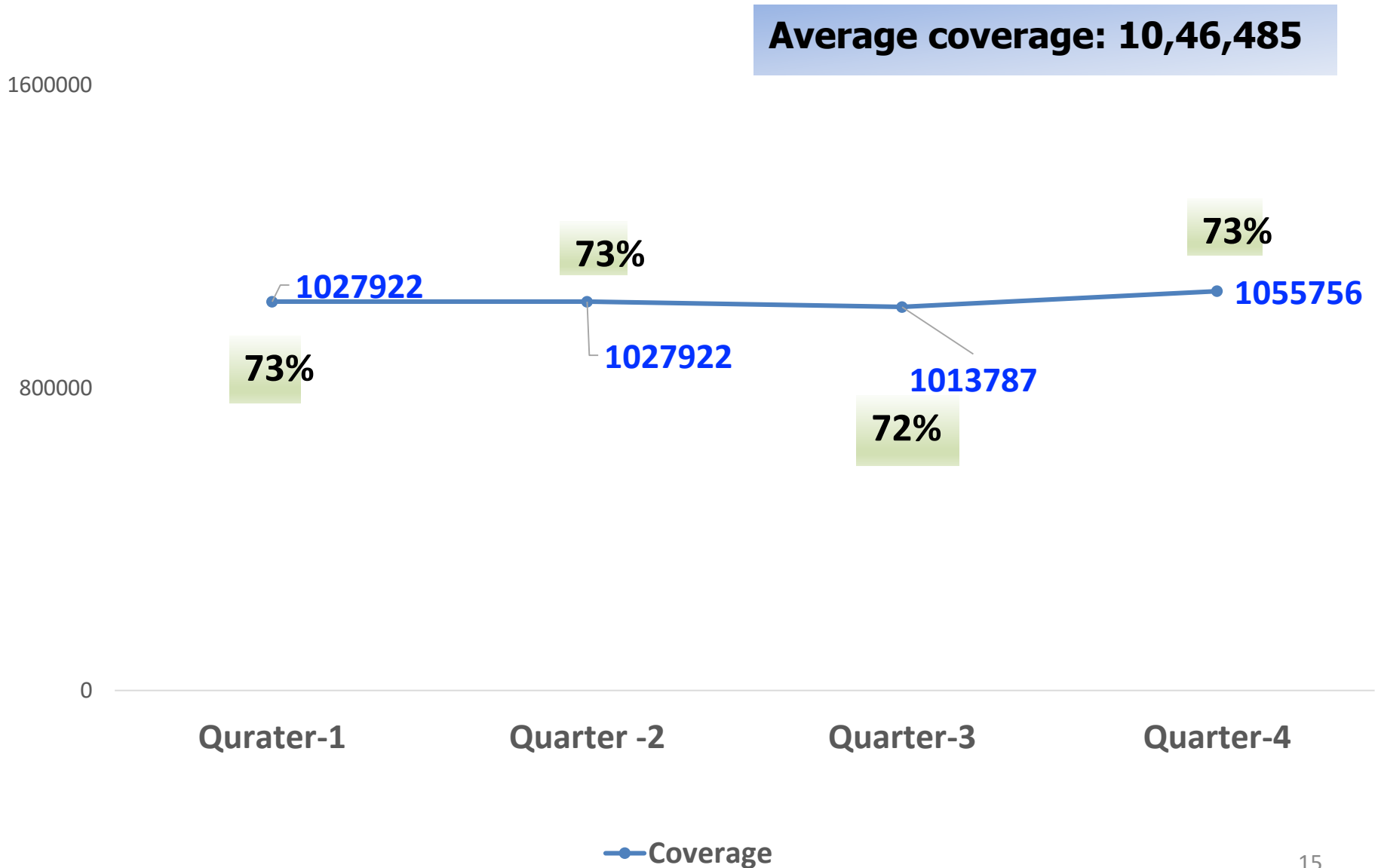


Sl. No.	Abbreviation	Full Form
1	SNG	School Nutrition Garden
2	LPG	Liquid Petroleum Gas
3	CCH	Cook cum Helper
4	CCH Hon.	Cook cum Helpers Honorarium
5	TA	Transportation Assistance
6	MME	Management Monitoring Evaluation
7	K Store	Kitchen cum Store
8	K Device	Kitchen Devices

# No. of schools, Enrolment & Avg. Coverage

Sl. No.	Category	No. of schools	Enrolment	Avg. coverage of students	Remarks
1	Bal Vatika	0 (included in primary)	0	0	<ul style="list-style-type: none"> <li>• Heavy rains in certain districts affected school working days, student attendance, and meal consumption.</li> <li>• In urban areas, many students are bringing lunch boxes from home.</li> <li>• In Hyderabad district itself, the average meals taken percentage is 50%–52%.</li> <li>• Local festivals in various regions also had an impact on student attendance on certain days.</li> </ul>
2	Primary	17934	9,25,484	6,86,536	
3	Upper Primary	8213	5,24,124	3,59,949	
	<b>Total</b>	<b>26147</b>	<b>14,49,608</b>	<b>10,46,485</b>	

# Quarter-wise : % of Students Coverage under PM POSHAN



## Districts with less than 70% coverage of enrolled students

<b>Sl. No.</b>	<b>District</b>	<b>Enrolment</b>	<b>Avg. coverage</b>	<b>% Coverage</b>
1	HYDERABAD	100534	58992	59%
2	NIRMAL	33162	21864	66%
3	RANGAREDDY	106677	73476	69%
4	JOGULAMBA	45929	31531	69%

## Less than 30% Schools having SNG

<b>Sl. No.</b>	<b>District</b>	<b>No. of schools</b>	<b>No. of Schools having LPG connection</b>	<b>% Schools</b>
1	HYDERABAD	848	0	0%
2	KAMAREDDY	976	102	10%
3	YADADRI	660	81	12%
4	JAYASHANKAR	401	76	19%
5	MULUGU	419	90	21%
6	ADILABAD	1155	268	23%
7	VIKARABAD	1017	248	24%
8	SANGAREDDY	1223	316	26%

# Less than 10% Schools having LPG connection

<b>Sl. No.</b>	<b>District</b>	<b>No. of schools</b>	<b>No. of Schools having LPG connection</b>	<b>% Schools</b>
1	BHADRADRI	1296	0	0%
2	JANGAON	452	0	0%
3	MAHABUBABAD	829	0	0%
4	NALGONDA	1212	0	0%
5	NARAYANPET	464	0	0%
6	WARANGAL	542	0	0%
7	YADADRI	660	0	0%
8	SIDDIPET	920	6	1%
9	KHAMMAM	1188	53	4%
10	JOGULAMBA	457	37	8%

End of GoI PPT

# **Steps Taken by the State Government to Increase Student Attendance during 2026-27**

# Steps Taken by the State Government to Increase Student Attendance during the year 2026-27

- The State Government has been taking continuous steps to improve student attendance and increase the average meals taken under the PM POSHAN Scheme. The following measures are being implemented:
- Regular monitoring of student attendance and meal consumption is being carried out at School, Mandal, District, and State levels. The Govt has issued instructions to all the Public Representatives and Officials to visit the schools regularly and also to taste the Mid Day Meal.
- Pre-primary classes are being introduced during the current academic year, and it is expected that around 50,000 additional enrolment may increase in Government and Local Body Schools.
- The Government has decided to implement the Breakfast with Milk Programme in all schools where Mid-Day Meals are being served, with the objective of improving nutrition levels, attendance, and learning outcomes among students.

# Steps Taken by the State Government to Increase Student Attendance during the year 2026-27

- The State Government is providing additional welfare measures such as providing of Eggs, Ragi Jawa (Finger Millets soup) and other nutritional supplements to improve student attendance.
- Under the PM SHRI (Prime Minister Schools for Rising India) Programme, additional infrastructure and improved facilities are being provided in schools to create a better learning environment and attract more students thereby increasing Enrolment.
- Awareness is being created among parents and local communities regarding the importance of regular school attendance and nutritious meals.
- Special focus is being shown on districts and schools reporting low attendance and low meal taken percentages through continuous monitoring and field-level interventions.